



Royal College
of Physicians

NACAP

Implementation:

Achievements to date

Outcomes









Inpatient **mortality** has reduced



Progressive reduction in **median length of stay** (days)



Improvements in real-time

Key audit indicators		Feb 2017	Jun 2018	% change
	Patients receiving NIV within 3 hours of arrival	26.6%	32.0%	5.4%
	Patients receiving respiratory review by a member of the respiratory team within 24 hours of admission*	48.5%	72.5%	24.0%
	Current smokers prescribed smoking cessation pharmacotherapy	23.9%	28.1%	4.2%
	Patients prescribed oxygen to target saturation	95.7%	98.7%	3%
	Patients with spirometry result available	36.4%	47.0%	10.6%
	Patients receiving a discharge bundle*	48.4%	82.8%	34.4%

Impact

- **Events**

- 4 x sold out QI events in 2018
- 4 x events advertised in late December:
 - London full in 9 days!
- Regularly invited to speak at local and regional events

Tweets

Tweets & replies

Media



National Asthma and COPD Audit Programme @NACAPaudit · Jan 19

The London @NACAPaudit #QI workshop IS NOW FULL!!! But we still have spaces in Liverpool, Cardiff and Newcastle. Send your registrations in quick so you don't miss out. Contact us at nacap@rcplondon.ac.uk for more info. #NACAPauditQI #datasaveslives



1



4





Impact

- **Outputs**
 - Approximately **4,000** reports published
 - 10-20 accepted abstracts per year
 - Increasing output of peer-reviewed publications
- **Comms**
 - Twitter – 1,896 followers
 - Reports have appeared on radio, BBC coverage, BMJ, Nursing Times

Impact

- **National**

- **NHS LTP**
- COPD BPT (asthma in negotiation)
- NICE QS
- Rightcare pathway development
- PHE Atlas of variation development
- CQC
- Involvement in new QOF metrics
- BLF Taskforce for Lung Health
- National Patient Safety Collaborative

